PENNSYLVANIA GAME COMMISSION

PROJECT NO. PGC-SWGF-02-23

SOUTHWEST GAME FARM

NEW 36'X 36' CATCH PEN STRUCTURE

MAHONING TOWNSHIP, ARMSTRONG COUNTY, PENNSYLVANIA

CONTRACT NO. 1: GENERAL CONSTRUCTION

SITE PLAN GENERAL NOTES:

1. UTILITY LINE LOCATIONS SHOWN ON THE DRAWINGS ARE APPROXIMATE. UNDERGROUND TELEPHONE, ELECTRIC, GAS, SANITARY SEWER, WATER AND STORMWATER DRAINAGE LINES MAY BE PRESENT AT SOME WORK LOCATIONS. FIELD VERIFICATION IS REQUIRED PRIOR TO ANY CONSTRUCTION. CONTACT PA ONE CALL AND COMPLY WITH ACT 287 (AS AMENDED) REGARDING LOCATIONS OF UNDERGROUND UTILITIES.
2. ALL WORK WITHIN THE PUBLIC RIGHT-OF-WAY SHALL BE CONDUCTED IN ACCORDANCE WITH THE REQUIREMENTS OF PENNDOT, THE LOCAL MUNICIPALITY AND THE CONTRACT DOCUMENTS.
3. CONTRACTOR SHALL COORDINATE WITH AFFECTED UTILITY COMPANIES IN THE EVENT ITEMS SUCH AS TEMPORARY POLE SUPPORT IS REQUIRED. THIS WORK SHALL BE COMPLETED AT NO ADDITIONAL COST TO THE OWNER.
4. EXISTING DRAINAGE FACILITIES SHALL REMAIN INTACT DURING CONSTRUCTION, UNLESS OTHERWISE DIRECTED BY THE ENGINEER.
5. ALL AREAS DISTURBED BY THE CONSTRUCTION WORK SHALL BE RESTORED IN ACCORDANCE WITH THE CONTRACT DOCUMENTS TO THEIR ORIGINAL CONDITION OR BETTER.
6. ALL DISTURBED AREAS NOT RECEIVING OTHER SURFACE TREATMENT SHALL BE GRADED, SEEDED, AND MULCHED.
7. CONTRACTOR SHALL REFER TO CONTRACT DOCUMENTS FOR SOIL EROSION & SEDIMENTATION CONTROL PLAN REQUIREMENTS.
8. MAINTAIN ACCESS TO DRIVEWAYS AND ENTRANCES LOCATED ALONG THE PROJECT.
9. THE CONTRACTOR SHALL ENSURE THAT ALL CONSTRUCTION VEHICLES (INCLUDING MATERIAL SUPPLIER VEHICLES) LEAVING THE PROJECT AREA HAVE MUD BUILDUP REMOVED FROM THE TIRES BEFORE EXITING ONTO PAVED ROADWAYS. ALL MUD TRACKED ONTO PAVED ROADWAYS SHALL BE IMMEDIATELY REMOVED FROM THE ROADWAY.

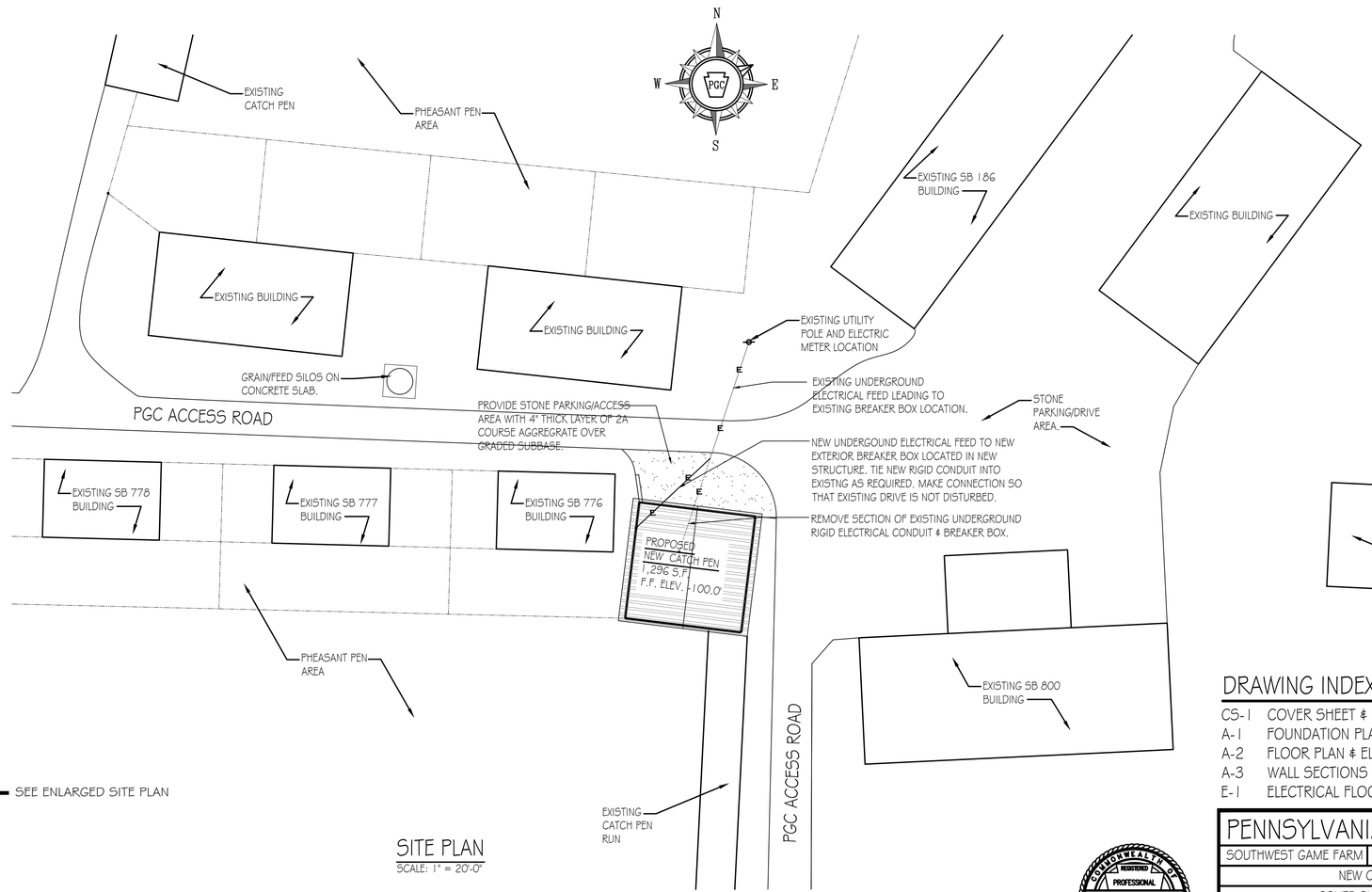

SITE PLAN
SCALE: 1" = 20'-0"

SEE ENLARGED SITE PLAN

KEY/AERIAL MAP
NOT TO SCALE

DRAWING INDEX

CS-1 COVER SHEET & BUILDING SITE PLAN
A-1 FOUNDATION PLAN & DETAILS
A-2 FLOOR PLAN & ELEVATIONS
A-3 WALL SECTIONS & DETAILS
E-1 ELECTRICAL FLOOR PLAN, SCHEDULES & DETAILS

PENNSYLVANIA ONE CALL SYSTEM, INC. 1-800-242-1776 STOP-CALL BEFORE YOU DIG!

COMMONWEALTH OF PENNSYLVANIA REGISTERED PROFESSIONAL AUSTIN D. KIEFFER ENGINEER No. PE-084966

PENNSYLVANIA GAME COMMISSION		
SOUTHWEST GAME FARM	MAHONING TOWNSHIP	ARMSTRONG COUNTY
NEW CATCH PEN STRUCTURE		
COVER SHEET & BUILDING SITE PLAN		
REVISIONS	PROJECT NO.	PGC-SWGF-02-23
	DRAWN BY:	M. SPOTTS
	DATE:	1/10/2023
	SHEET NO.	CS-1

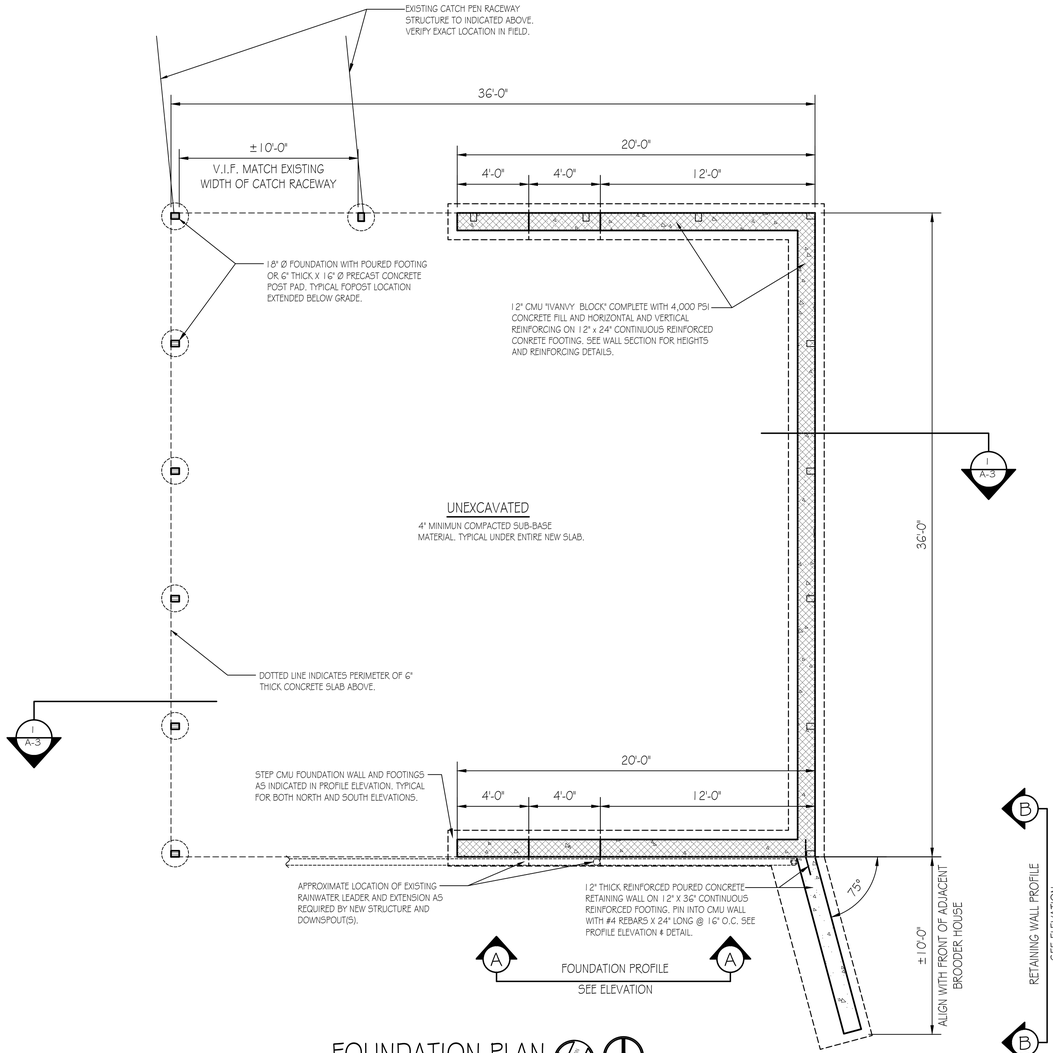

FOUNDATION PLAN

SCALE: 1/4" = 1'-0"

TRUE NORTH

PROJECT NORTH

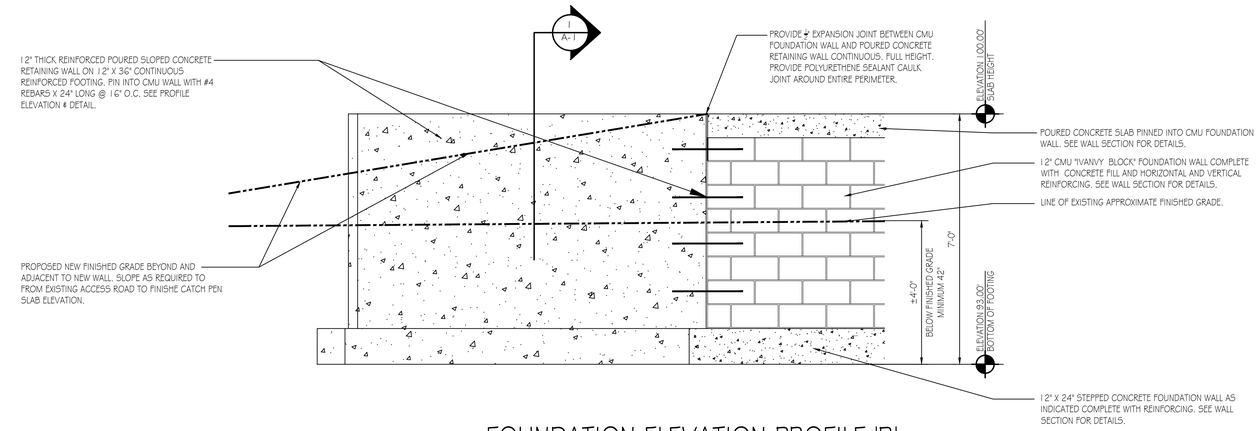

FOUNDATION ELEVATION PROFILE 'B'

SCALE: 1 1/2" = 1'-0"

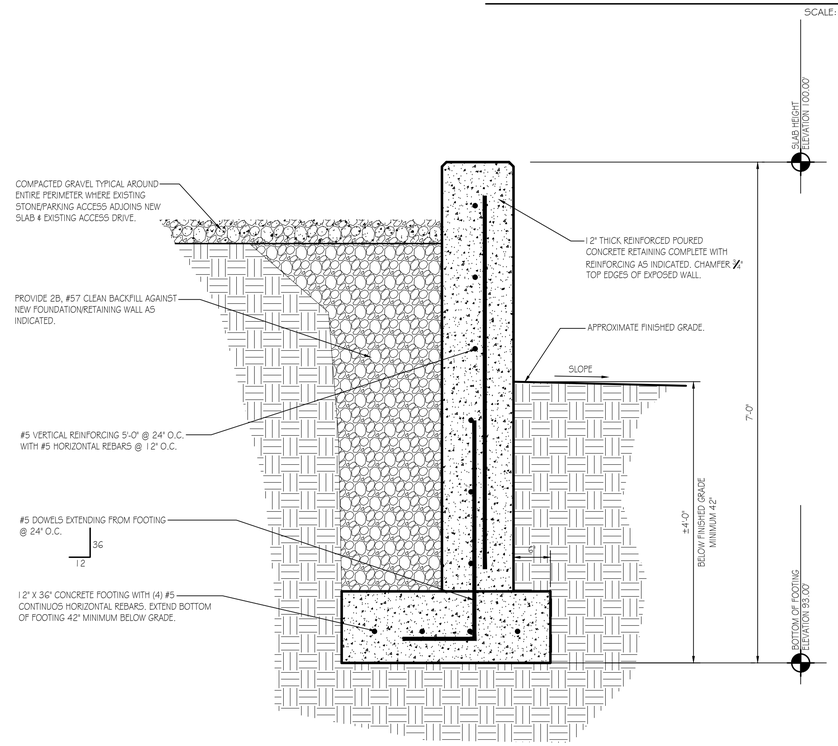

WALL SECTION DETAIL

SCALE: 1" = 1'-0"

1
A-1

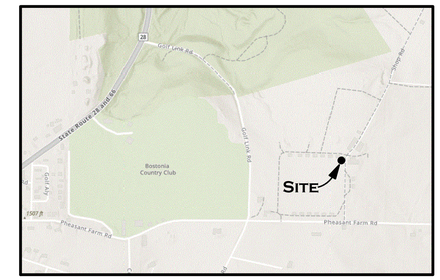

PROJECT VICINITY MAP

NOT TO SCALE

BUILDING CODE SUMMARY

Code: International Building Code, 2018 edition

Scope: Construction of a new catch pen structure is for the Southwest Game Farm located in Mahoning Township, Armstrong County. The new structure is open on (3) sides and is strictly used for agricultural purposes in catching and transporting pheasants for the propogation program being run by the Pennsylvania Game Commission.

Summary:

Use & Occupancy Group:	312.1 Agricultural Building/Utility and Miscellaneous Group U
Construction Type:	VB (Table 601)
New Building Area:	1,296 s.f.
Allowable Area:	12,000 s.f. (C102.1)
Building Stories:	1 Story, No basement, Allowable Stories: 2 (C102.1)
Fire Protection:	No fire suppression, not required.
Fire Extinguishers:	No Required (F) 906.1
Occupant Load:	Agricultural, Occupancy Factor = 300 gross 1,296 S.F./300 = 4.3 ~ 5 persons
Egress Width:	N/A open sided structure
Means Of Egress:	N/A open sided structure
Accessibility:	Not required, agricultural building. (Chapter 11)
Energy Efficiency:	Building/structure will not be heated or airconditioned.Low-Energy Building(IECC)(C402.1.1)

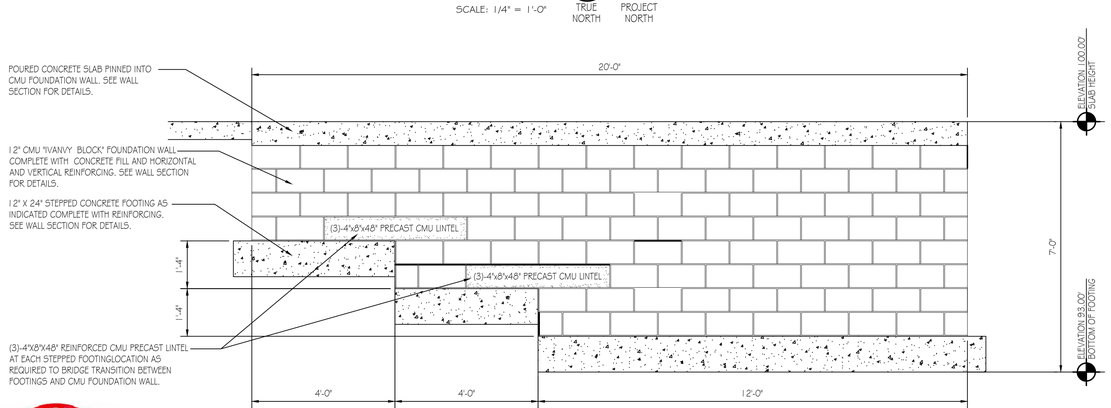

FOUNDATION ELEVATION PROFILE 'A'

SCALE: 1 1/2" = 1'-0"

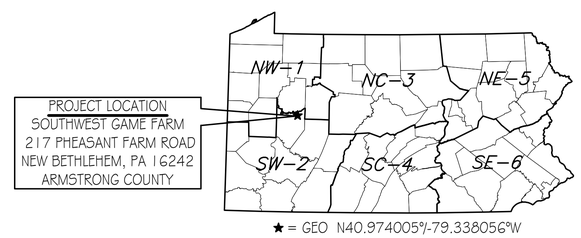

★ = GEO N40.974005°/-79.338056°W

PROJECT MAP

NOT TO SCALE

PENNSYLVANIA ONE CALL SYSTEM, INC.
1-800-242-1776
STOP-CALL BEFORE YOU DIG!

COMMONWEALTH OF PENNSYLVANIA
REGISTERED
PROFESSIONAL
AUSTIN D. KIEFFER
ENGINEER
No. PE-081066

PENNSYLVANIA GAME COMMISSION		
SOUTHWEST GAME FARM	MAHONING TOWNSHIP	ARMSTRONG COUNTY
NEW CATCH PEN STRUCTURE		
FOUNDATION PLAN & DETAILS		
REVISIONS	PROJECT NO.	PGC-SWGF-02-23
	DRAWN BY:	M. SPOTTS
	DATE:	1/10/2023
	SHEET NO.	A-1

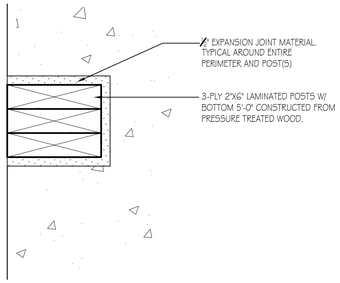

DETAIL AT POSTS

SCALE: 3" = 1'-0"

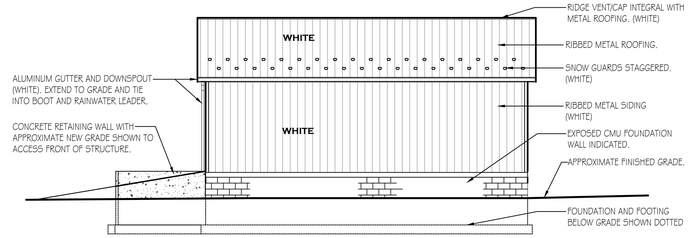

RIGHT ELEVATION

SCALE: 1/8" = 1'-0"

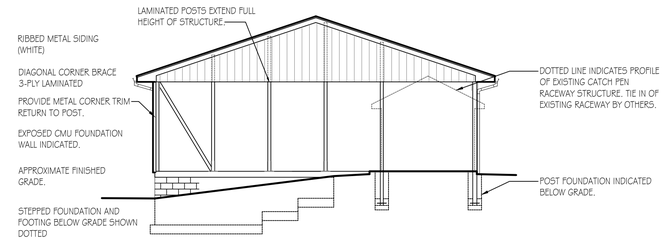

REAR ELEVATION

SCALE: 1/8" = 1'-0"

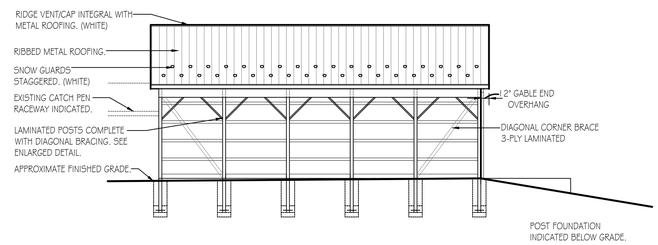

LEFT ELEVATION

SCALE: 1/8" = 1'-0"

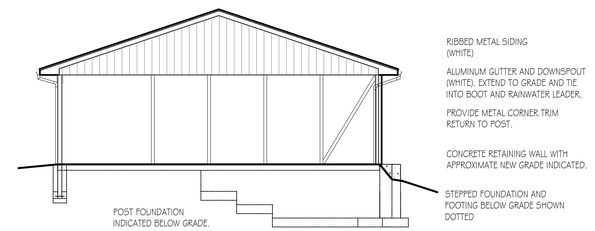

FRONT ELEVATION

SCALE: 1/8" = 1'-0"

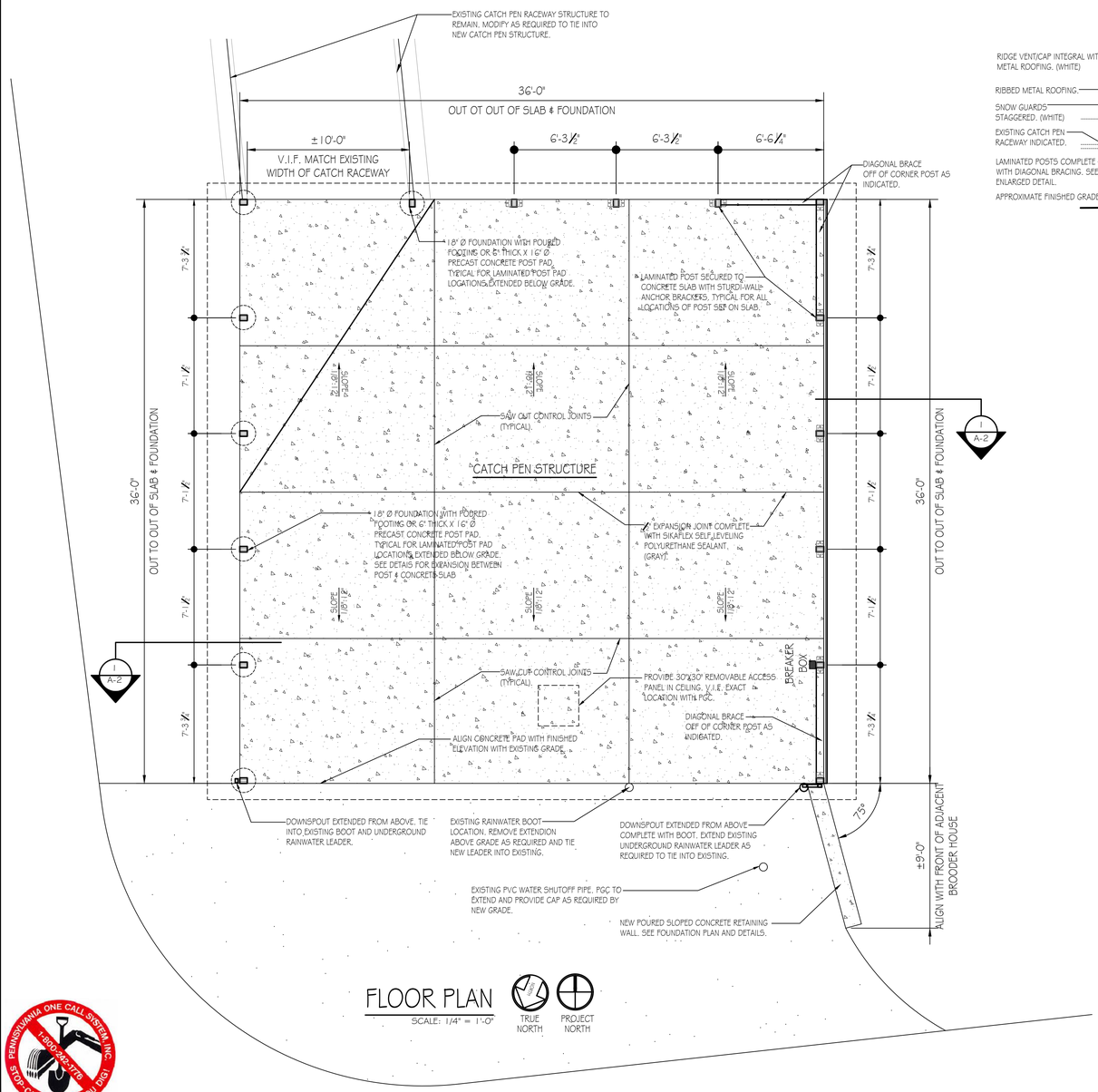

FLOOR PLAN

SCALE: 1/4" = 1'-0"

TRUE NORTH PROJECT NORTH

STRUCTURAL GENERAL NOTES:

CODE

A. CONSTRUCTION SHALL CONFORM WITH THE PROVISIONS OF THE INTERNATIONAL BUILDING CODE/IBC 2018

DESIGN LOADING

A. THE MINIMUM DESIGN LOADING FOR ALL NEW FRAMING IS AS FOLLOWS:

TRUSSES DESIGNATED FOR 42.5LBS/S.F GROUND SNOW LOAD (SNOW LOAD FACTOR.7) SPACED @ 4'-0" O.C.

FRAME STRUCTURE DESIGNED FOR 25LBS/SF WIND LOAD.

WIND LOAD: 90 MPH (3-SECOND GUST-IBC2018)

SEISMIC DESIGN CATEGORY: B, SHEAR = 0.10W PER IBC 2018

FOUNDATION/PIERS

A. THE BOTTOM OF ALL FOUNDATION PIERS TO BE A MINIMUM OF 3'-0" BELOW FINISHED GRADE.

B. FOUNDATION/PIERS HAVE BEEN DESIGNED FOR AN ASSUMED ALLOWABLE NET SOIL BEARING PRESSURE OF 2000 PSF. SHOULD THE SOIL BEARING PRESSURE BE FOUND TO BE LESS THAN 2000 PSF THE CONTRACTOR SHALL IMMEDIATELY NOTIFY THE OWNER.

CAST IN PLACE CONCRETE

A. FILL UNDER SLABS SHALL BE COMPACTED TO A DRY DENSITY OF AT LEAST 95% OF THE MAXIMUM DRY DENSITY AS DETERMINED BY ASTM D698, STANDARD PROCTOR.

B. CONCRETE SHALL ME THE FULL COMPRESSIVE STRENGTH AS SPECIFIED AT 28 DAYS. CONCRETE EXPOSED EXPOSED TO WEATHER SHALL HAVE AN AIR ENTRAINMENT OF 5% ±1%, WITH MAXIMUM SLUMP OF 4".

REINFORCING STEEL

A. ALL REINFORCING BARS SHALL CONFORM TO ASTM A-615, GRADE 60.

B. WELDED WORE FABRIC SHALL CONFORM TO ASTM A-185.

PENNSYLVANIA ONE CALL SYSTEM, INC. 1-800-242-1776 STOP-CALL BEFORE YOU DIG!

COMMONWEALTH OF PENNSYLVANIA REGISTERED PROFESSIONAL AUSTIN D. KIEFFER ENGINEER No. PE-084066

PENNSYLVANIA GAME COMMISSION		
SOUTHWEST GAME FARM	MAHONING TOWNSHIP	ARMSTRONG COUNTY
NEW CATCH PEN STRUCTURE		
FLOOR PLAN & ELEVATIONS		
REVISIONS	PROJECT NO.	PGC-SWGF-02-23
	DRAWN BY:	M. SPOTTS
	DATE:	1/10/2023
	SHEET NO.	A-2

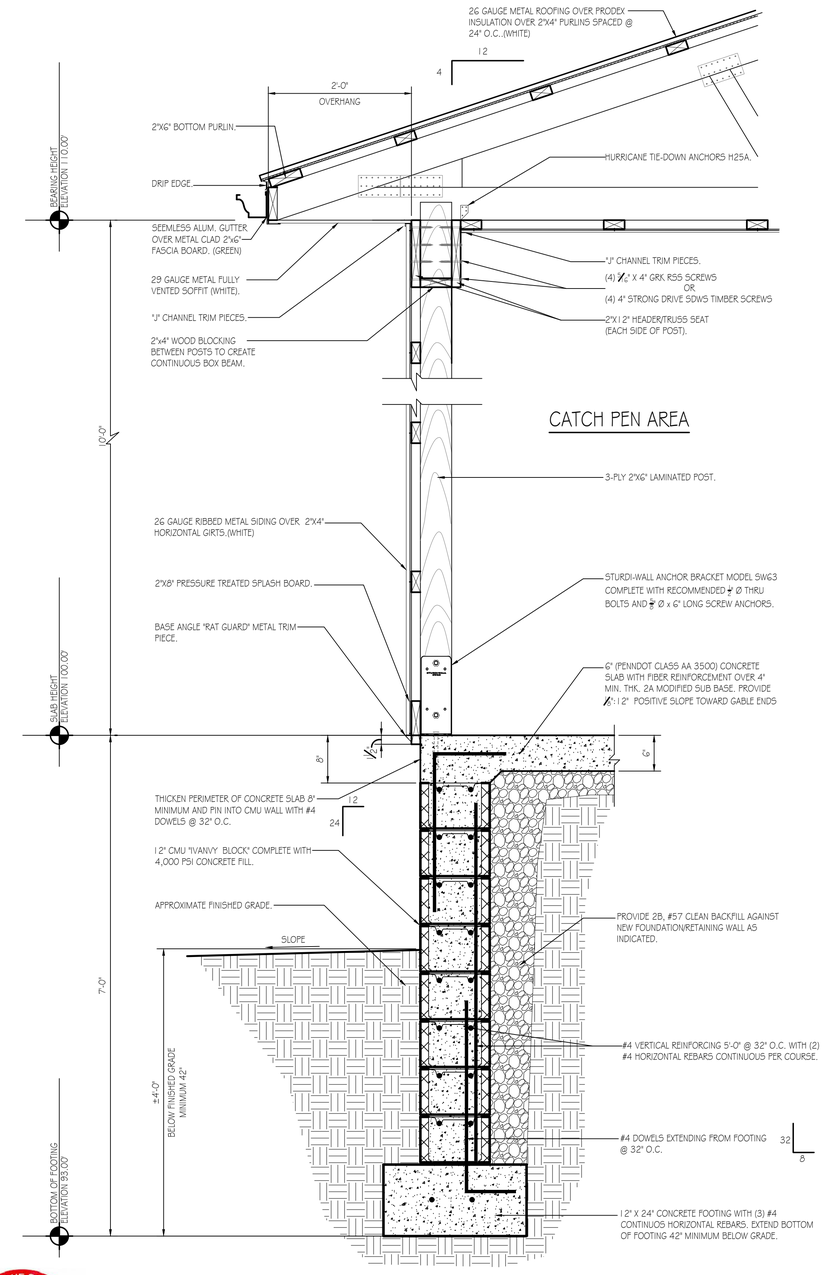

WALL SECTION DETAIL 1 A-3

SCALE: 1" = 1'-0"

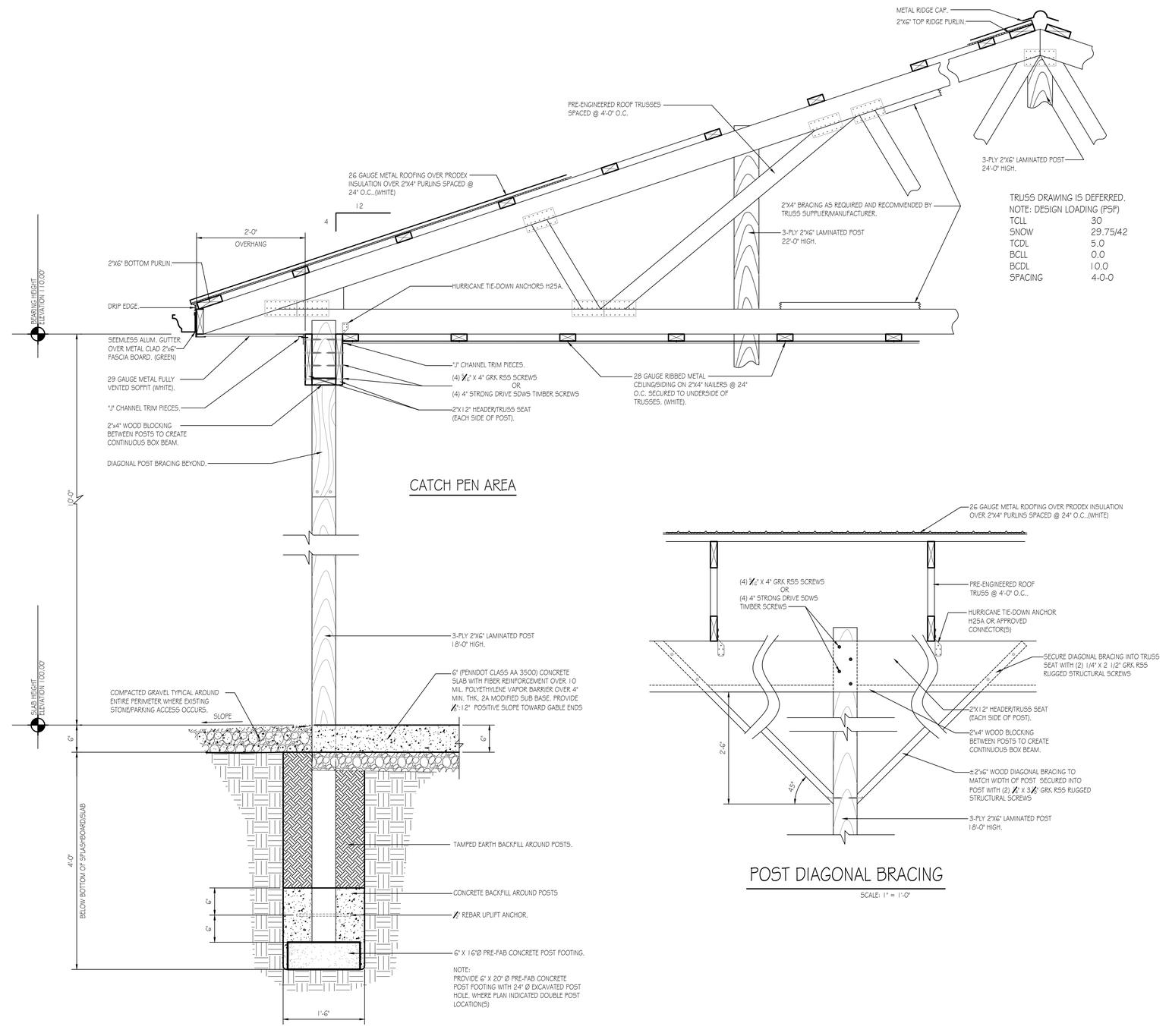

TRUSS DRAWING IS DEFERRED.
NOTE: DESIGN LOADING (PSF)

TCLL	30
SNOW	29.75/42
TCDL	5.0
BCLL	0.0
BCDL	10.0
SPACING	4-0-0

WALL SECTION DETAIL 2 A-3

SCALE: 1" = 1'-0"

POST DIAGONAL BRACING

SCALE: 1" = 1'-0"

PENNSYLVANIA ONE CALL SYSTEM, INC. 1-800-242-1776 STOP CALL BEFORE YOU DIG!

COMMONWEALTH OF PENNSYLVANIA REGISTERED PROFESSIONAL AUSTIN D. KIEFFER ENGINEER No. PE-084966

PENNSYLVANIA GAME COMMISSION		
SOUTHWEST GAME FARM	MAHONING TOWNSHIP	ARMSTRONG COUNTY
NEW CATCH PEN STRUCTURE		
WALL SECTIONS & DETAILS		
REVISIONS	PROJECT NO.	PGC-SWGF-02-23
	DRAWN BY:	M. SPOTTS
	DATE:	1/10/2023
	SHEET NO.	A-3

EXTERIOR BREAKER BOX LOAD CENTER - 40A
VOLTAGE: 120/240V
ELECTRICAL FEEDER SIZE FROM EXISTING PANEL: 8AWG

CIRCUIT NO.	CIRCUIT BREAKERS		EXISTING 400 AMP PANEL AND FEED FROM DOUBLE POLE 40AMP BREAKER	Wiring	Conduit
	POLES	AMPS		No./Size	Size
1	1	20	CATCH PEN RECEPTACLES	3 - #12	3/4"
2	1	20	CATCH PENN LIGHTING	3 - #12	3/4"

ELECTRICAL WIRING SYMBOLS

- WR-GFI — GFI-WATER RESISTANT-RECEPTACLE
- GFI — GFI RECEPTACLE
- DUPLEX OUTLET, SPLIT CIRCUIT
- DUPLEX OUTLET
- 50 AMP, 220 VOLT OUTLET,WELDER (VERIFY TYPE & LOCATION WITH PGC)
- 30 AMP, 220 VOLT OUTLET
- DRYER — 30 AMP, 220 VOLT OUTLET (DRYER)
- 1 — HOME RUN/CIRCUIT #
- TELECOMMUNICATIONS OUTLET
- J — JUNCTION BOX
- PHOTO CELL
- EXIT LIGHTING W/BATTERIES
- S — SWITCH
- S3 — SWITCH, 3 WAY
- S4 — SWITCH, 4 WAY
- OC — SWITCH, OCCUPANCY SENSOR
- PRESSURE SWITCH
- P — WATER PUMP

GENERAL ELECTRICAL NOTES:

1. FURNISH AND INSTALL SOLID COPPER CONDUCTORS AS SPECIFIED; NO ALUMINUM AND NO STRANDED. MC CABLE IS APPROVED FOR ALL HOME RUN CIRCUITS IF NEATLY INSTALLED.
2. ALL CONDUCTORS FOR 120V CIRCUITS OVER 100' IN LENGTH SHALL BE MINIMUM #10AWG. ALL CONDUCTORS FOR 120V CIRCUITS OVER 150' IN LENGTH SHALL BE MINIMUM #8AWG. CONTRACTOR IS RESPONSIBLE FOR VERIFICATION OF FINAL CIRCUIT LENGTHS AND CORRESPONDING WIRE SIZE TO ENSURE VOLTAGE DROP IS MAINTAINED WITHIN NEC LIMITS.
3. ALL WORK SHALL BE PERFORMED AS REQUIRED BY APPLICABLE SECTION OF THE NATIONAL ELECTRICAL CODE (NEC), LATEST EDITION, AND ALL GOVERNING UCC BUILDING CODES AND REGULATIONS.
4. PROVIDE GROUNDING AND BONDING FOR ELECTRICAL SYSTEMS. ELECTRICAL COMPONENTS, DEVICES AND ACCESSORIES SHALL BE LISTED AND LABELED AS DEFINED IN NFPA 70 AND COMPLY WITH UL 467 FOR GROUNDING AND BONDING MATERIALS AND EQUIPMENT. INSTALL INSULATED EQUIPMENT GROUNDING CONDUCTORS ALL FEEDERS AND BRANCH CIRCUITS, LIGHTING CIRCUITS, RECEPTACLE CIRCUITS SINGLE PHASE MOTOR AND APPLIANCE BRANCH CIRCUITS, ARMORED AND METAL-CLAD CABLE RUNS AND AS REQUIRED BY NFPA 70.
5. PROVIDE ALL HANGERS AND SUPPORTS FOR ELECTRICAL SYSTEMS, INCLUDING STEEL SLOTTED SUPPORT SYSTEMS, CONDUIT AND CABLE SUPPORT DEVICES, SUPPORTS FOR CONDUCTORS IN VERTICAL CONDUIT. HANGERS AND SUPPORTS SHALL HAVE A FLAME RATING OF CLASS 1 AND BE SELF-EXTINGUISHING ACCORDING TO ASTM D 635.
6. ALL ELECTRICAL WIRE RUNS BELOW THE TRUSS LINE/METAL CEILING EXTENDING VERTICAL AND HORITONAL ARE TO BE INSTALLED IN EMT CONUIT OR SCHEDULE 40 PVC CONDUIT. DIAMETER TO CORRESPOND WITH WIRING SIZE. ALL REMAINING ELECTRICAL WIRE RUNS ABOVE CEILING AND ATTACHED TO THE TRUSS TO BE EXPOSED MC CABLE.

LIGHTING FIXTURE SCHEDULE

MARK	QTY	LIGHTING FIXTURE	MODEL
A	6	LED SURFACE MOUNTED CANOPY	PLT SOLUTIONS PLT-12487

LIGHTING FIXTURE SCHEDULE NOTES:

1. RECEPTACLES AND SWITCH MOUNTING HEIGHTS - 48" A.F.F.

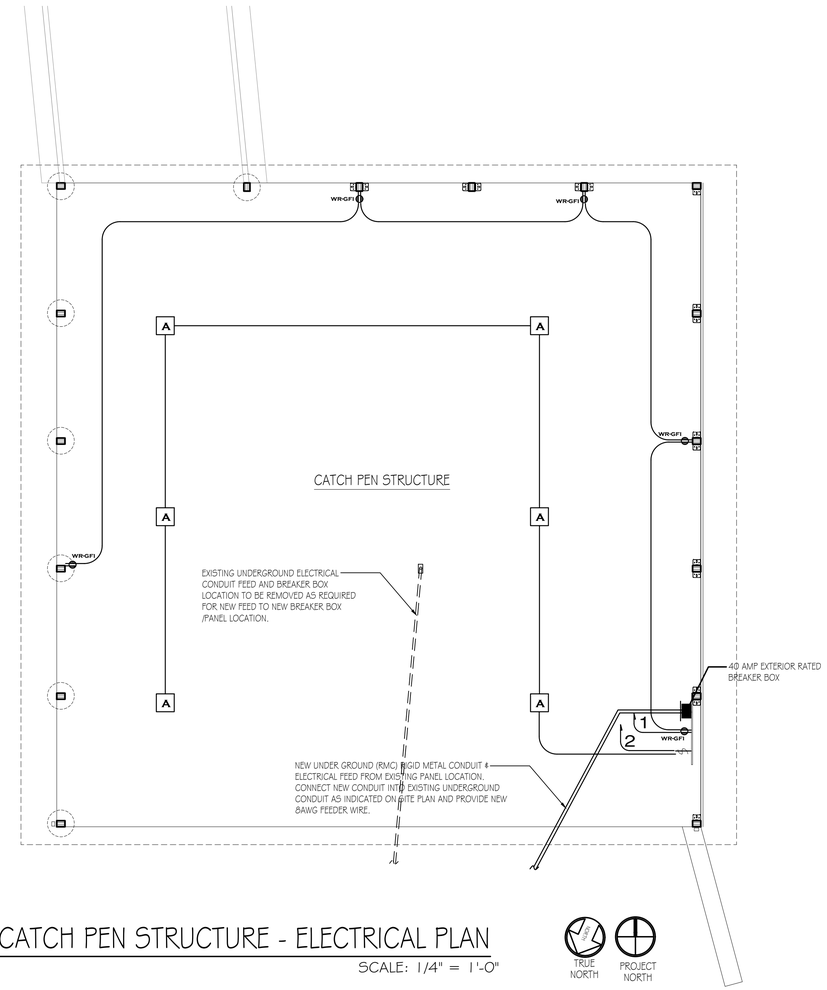

NEW CATCH PEN STRUCTURE - ELECTRICAL PLAN

SCALE: 1/4" = 1'-0"

TRUE NORTH

PROJECT NORTH

PENNSYLVANIA ONE CALL SYSTEM, INC. 1-800-242-1776 STOP-CALL BEFORE YOU DIG!

COMMONWEALTH OF PENNSYLVANIA REGISTERED PROFESSIONAL AUSTIN D. KIEFFER ENGINEER No. PE-084066

PENNSYLVANIA GAME COMMISSION		
SOUTHWEST GAME FARM	MAHONING TOWNSHIP	ARMSTRONG COUNTY
NEW CATCH PEN STRUCTURE		
ELECTRICAL FLOOR PLAN, SCHEDULES & DETAILS		

REVISIONS

PROJECT NO.	PGC-SWGF-02-23
DRAWN BY:	M. SPOTTS
DATE:	1/10/2023
SHEET NO.	E-1