

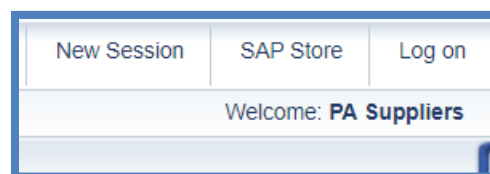
Locating and Responding to a Solicitation

Locating a Solicitation

1. Open your web browser and go to www.pasupplierportal.state.pa.us. Please note the important information regarding compatible browsers for the PA Supplier Portal website on the Welcome page.



2. Select the **Log on** button at the top right of the page.



3. Enter the **User ID** and **Password** you created when you registered as a supplier and log on. Once the User ID and Password are entered, a system message will display that a passcode has been sent to your email. Once the passcode is received, enter it into the space provided to access the system. *If you are unable to log in, please call the Help Desk at (877) 435-7363 and selection Option #1.*

Welcome Pennsylvania Suppliers!

The PA Supplier Portal is a secure site. The PA Supplier Portal certified browsers are **Internet Explorer 8.0 through 11.0**. Other products may work; however, full functionality cannot be assured.

Important System Notice to Suppliers

NOTICE: Multi-Factor Authentication has been enabled. Type in User, Password, and click Log On. Check your email for the emailed passcode that will allow continued access to the PA Supplier Portal screens.

User *

Password *

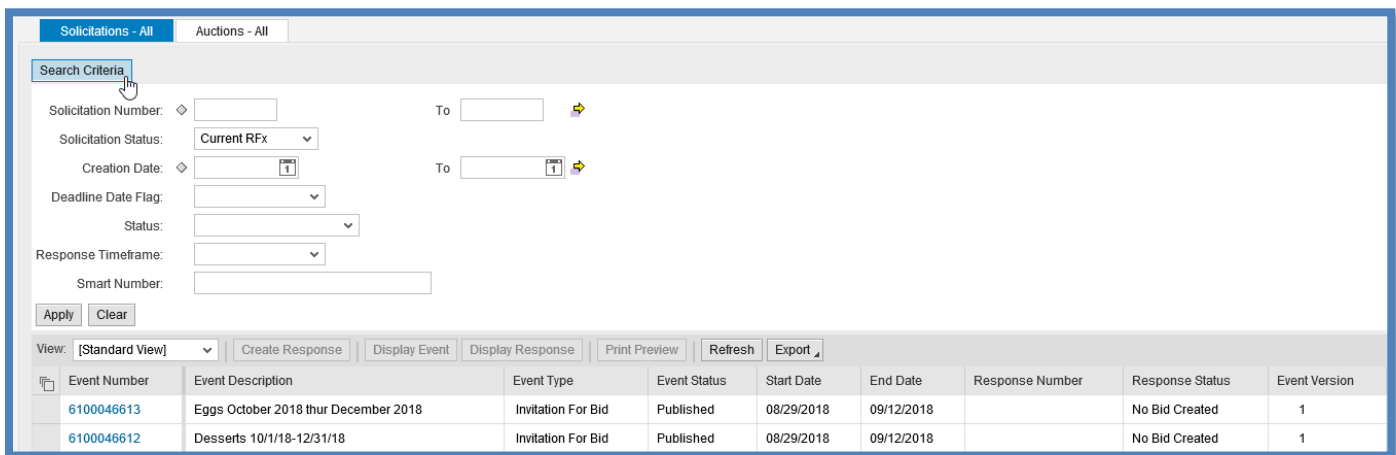
Lagon Problems and Need Help?
For assistance, send email to: RA-PSCSRMPORTAL@pa.gov. Include tax identification number, vendor number, vendor name, user name, and detail of issue.

- [Forgot Your Password?](#)
- [Forgot Your UserID?](#)

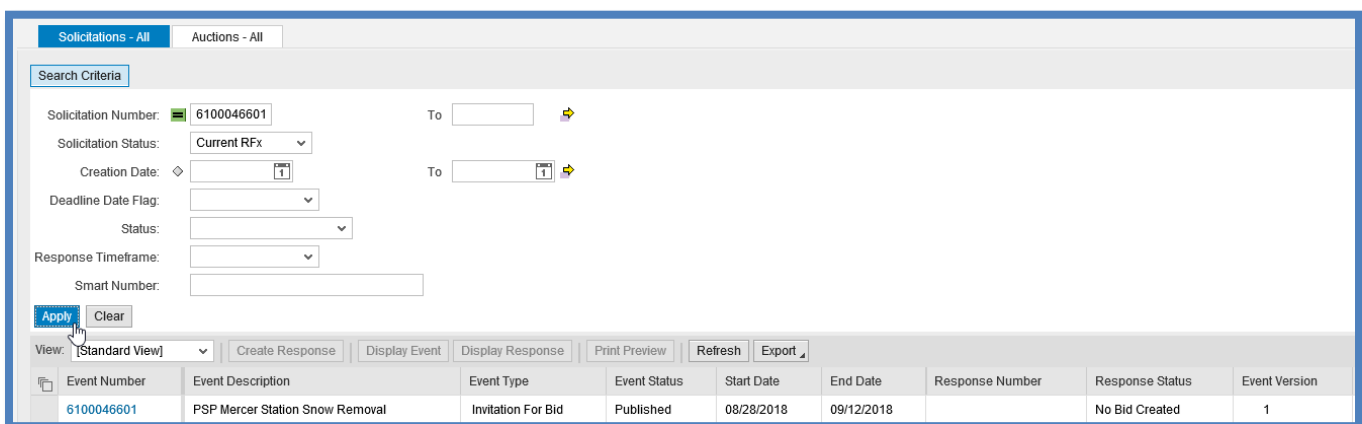
- Choose the **Bidder** tab to begin. If you do not see a Bidder tab, another person at your company with separate log-in credentials may have been assigned the Bidder role. Work with your company's Vendor Administrator determine who has the bidder access.



- The **Bid Processing** screen will open and will display all Events currently open for responses on the Solicitations – All tab. If the search fields seen below are not visible, select the **Search Criteria** button to display them.



- To search for and respond to a specific Solicitation, enter the **Solicitation Number** in the appropriate field and select the **Apply** button. The Solicitation will appear below. *Please ensure all fields below "Solicitation Status" are blank, as extra information such as "Status" or "Response Timeframe" may cause the system to skip over the desired Solicitation.*
- Click the blue **Event Number** link to open the Solicitation in a new window. *If your browser asks to allow pop-ups, select "Always Allow". If the window still does not open, ensure all pop-up blockers are disabled.*



Viewing and Responding to a Solicitation

Before creating a response, browse the **Header** and **Items** tabs for bid information.

1. If you have not downloaded any bid documents, they can be found under the **Header** tab in the **Notes and Attachments** section. A description for the Solicitation can be found at the **Tendering Text** link. *Any questions about the attachments or description can be directed to the Solicitation Owner.*
2. Download all required attachments (if necessary) by clicking the linked **Description** of each one. *It is highly recommended that you download and complete all required documents before creating a response.*

Display Solicitation :

Print Preview | Refresh | Close | Register | Export

Solicitation Number 6100046601 Description PSP Mercer Station Snow Removal Status Published Start Date 12:00:00 EST Submission Deadline 13:30:00 EST Remaining Time 14 Days 03:19:15 Solicitation Owner Kathleen Kulp
Version Type Active Version

Header Items

Questions **Notes and Attachments** Conditions

▼ Notes

Clear

| Category | Description |
|----------------|--|
| Tendering text | THIS BID IS SET ASIDE FOR SMALL BUSINESS. YOU MUST TO S... |
| | -Empty- |

▼ Attachments

Add Attachment | Edit Description | Versioning | Delete

| Category | Description | File Name | Version | Processor | Checked Out | Type | Size (KB) |
|---------------------|--------------------------------------|--|---------|-----------|--------------------------|------|-----------|
| Standard Attachment | Bid Specification | SNOW SPECIFICATIONS-2018.doc | 1 | | <input type="checkbox"/> | doc | 33 |
| Standard Attachment | Proof of Visit Form | PROOF OF VISIT FORM- SR Mercer Station.doc | 1 | | <input type="checkbox"/> | doc | 27 |
| Legal Document | Terms and Conditions | Document | 1 | | <input type="checkbox"/> | pdf | 83 |

3. To begin your response, select **Register** to register your company for any potential change notices, then select the **Create Response** button.

Display Solicitation :

Print Preview | Refresh | Close | **Register** | Export

Solicitation Number 6100046601 Description PSP Mercer Station Snow Removal Status Published Start Date 12:00:00 EST
Version Type Active Version

Display Solicitation :

Print Preview | Refresh | Close | **Create Response** | Export

✔ You are registered to the RFx and will be informed of changes

Solicitation Number 6100046601 Description PSP Mercer Station Snow Removal Status Published Start Date 12:00:00 EST
Version Type Active Version

- A new **Create Response** window will open (see below). To complete your response, a maximum of three steps must be completed before submitting. These steps are described below and can be done in any order.

Create Response

Submit | Read Only | Print Preview | Check | Close | Save | Questions and Answers (0)

Solicitation Response Number 6500122510 Solicitation Number 6100046601 Status In Process Submission Deadline 09/12/2018 13:30:00 EST Opening Date 09/12/2018 13:35:00 EST
 Response Version Number 0.00 USD Version Number Active Version RFX Version Number 1

Header Items Summary Tracking

Basic Data Questions Notes and Attachments

Event Parameters
 Currency: United States Dollar

Status and Statistics
 Created On: 08/29/2018 11:42:25 EST
 Created By: Mr. Randall Miller
 Last Processed On: 08/29/2018 11:42:25 EST
 Last Processed By: Mr. Randall Miller

- Under the default **Header** tab, select **Questions** to answer two mandatory questions. Select “Yes” from the **Reply** drop-down menu on each one to indicate that you have read and understood the listed attachments.
 - Representations and Authorizations can be found in the Terms and Conditions found in the attachments.

Header Items Summary Tracking

Basic Data **Questions** Notes and Attachments

Question Reply

* Is the offer in accordance with the “Representations and Authorizations” listed in section “Submission – 001.1” of the attached solicitation document?: Y: Yes ▾

* Has the submitter read, and does the submitter understand, the “Representations and Authorizations” listed in section “Submission – 001.1” of the attached solicitation document?: ▾
 Y: Yes

- Under the **Header** tab section, **Notes and Attachments**, select the **Header Bidder’s Remarks** link to add any additional notes or select the **Add Attachment** button (highlighted below) to add any additional documents.

Header Items Summary Tracking

Basic Data Questions **Notes and Attachments**

▼ Notes

Clear

| Category | Description |
|-----------------------------|--|
| Conditions of Participation | -Empty- |
| Bid Invitation/Auction Text | THIS BID IS SET ASIDE FOR SMALL BUSINESS. YOU MUST TO S... |
| Purchaser's Remarks | -Empty- |
| Header Bidder's Remarks | -Empty- |

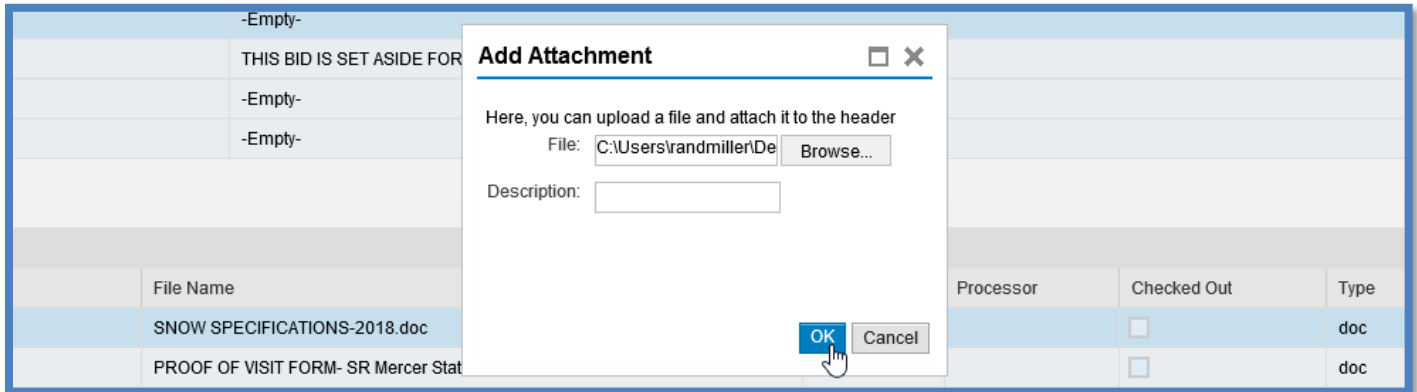
▼ Attachments

Add Attachment Edit Description Versioning ▾ Delete

| Category | Description | File Name | Version | Processor | Checked Out | Type | Size (KB) |
|---------------------|----------------------|--|---------|-----------|--------------------------|------|-----------|
| Standard Attachment | Bid Specification | SNOW SPECIFICATIONS-2018.doc | 1 | | <input type="checkbox"/> | doc | 33 |
| Standard Attachment | Proof of Visit Form | PROOF OF VISIT FORM- SR Mercer Station.doc | 1 | | <input type="checkbox"/> | doc | 27 |
| Legal Document | Terms and Conditions | Document | 1 | | <input type="checkbox"/> | pdf | 83 |

7. When the **Add Attachment window** pops up, select **Browse** to search your computer for a completed attachment, open the file, and click "OK" to add it to the list (see below). If you have more than one completed attachment to add, repeat this step as necessary. *If no attachments are required, skip this step.*

- If the Add Attachments button is not available (grayed out), make sure you are in the Edit Mode and not Display mode.
- System will only allow one document to be attached at a time, repeat steps as necessary



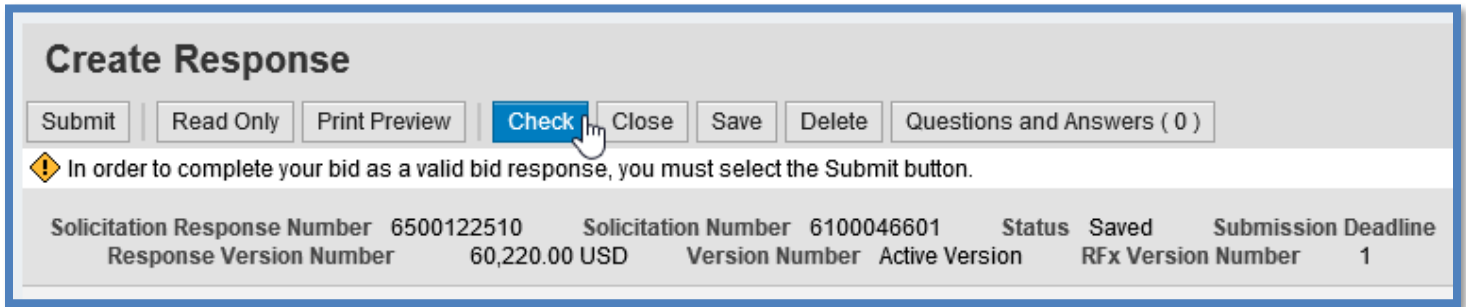
8. Select the **Items** tab to enter line item prices. Prices should be entered in the **Price** column per unit of measure. Pressing Enter after each price will update the **Total Value** amount at the bottom right. If there are more than 10 total line items, scroll down to complete them all. *If a price sheet was completed as an attachment, skip this step.*

| Line Number | Description | Item Type | Product ID | Product Category | Product Category Description | Required Quantity | Unit | Price | Currency | Price Per | Delivery Date | Total Value | RFx / Response (j) | RFx / Response (k) | Internal Item Number |
|-------------|--------------------------------------|-----------|------------|-------------------|------------------------------|-------------------|--------|-------|----------|---------------|---------------|-------------|--------------------|--------------------|----------------------|
| 1 | FY18 Snow Removal/Plowing | Material | 72102901 | SNOW REMOVAL SVCS | 25.0000 | H | 50.00 | USD | 1 | On 11/01/2018 | 1,250.00 | 0/0 | 0/0 | 1 | |
| 2 | FY18 Granular Deicing Material | Material | 72102901 | SNOW REMOVAL SVCS | 25.0000 | TON | 320.00 | USD | 1 | On 11/01/2018 | 8,000.00 | 0/0 | 0/0 | 2 | |
| 3 | FY18 Snow Removal/Sidewalks | Material | 72102901 | SNOW REMOVAL SVCS | 25.0000 | H | 40.00 | USD | 1 | On 11/01/2018 | 1,000.00 | 0/0 | 0/0 | 3 | |
| 4 | FY18 Deicing Material/Bags | Material | 72102901 | SNOW REMOVAL SVCS | 15.0000 | EA | 13.00 | USD | 1 | On 11/01/2018 | 195.00 | 0/0 | 0/0 | 4 | |
| 5 | FY18 Application Deicing Material | Material | 72102901 | SNOW REMOVAL SVCS | 25.0000 | H | 20.00 | USD | 1 | On 11/01/2018 | 500.00 | 0/0 | 0/0 | 5 | |
| 6 | FY19 Snow Removal/Plowing | Material | 72102901 | SNOW REMOVAL SVCS | 25.0000 | H | 65.00 | USD | 1 | On 11/01/2019 | 1,625.00 | 0/0 | 0/0 | 6 | |
| 7 | FY19 Granular Deicing Material | Material | 72102901 | SNOW REMOVAL SVCS | 25.0000 | TON | 300.00 | USD | 1 | On 11/01/2019 | 7,500.00 | 0/0 | 0/0 | 7 | |
| 8 | FY19 Snow Removal/Sidewalks | Material | 72102901 | SNOW REMOVAL SVCS | 25.0000 | H | 20.00 | USD | 1 | On 11/01/2019 | 500.00 | 0/0 | 0/0 | 8 | |
| 9 | FY19 Deicing Material/Bags | Material | 72102901 | SNOW REMOVAL SVCS | 15.0000 | EA | 15.00 | USD | 1 | On 11/01/2019 | 225.00 | 0/0 | 0/0 | 9 | |
| 10 | FY19 Application of Deicing Material | Material | 72102901 | SNOW REMOVAL SVCS | 25.0000 | H | 0.00 | USD | 1 | On 11/01/2019 | 0.00 | 0/0 | 0/0 | 10 | |
| | | | | | | | | | | | | Total Value | 20,795.00 | USD | |

9. Before submitting your response, select the **Summary** tab (see below) to review entries. Ensure that all applicable steps have been completed: all **Items** are responded to (if necessary), all **Questions** are answered (mandatory), all **Notes and Attachments** are included (if necessary), and the **Total Response Value** is accurate.

| Header | Items | Summary | Tracking |
|---|-------|---------|----------|
| RFx Response Number: <input type="text" value="6500122510"/> | | | |
| Items with Response: <input type="text" value="25 out of 25 items responded to"/> | | | |
| Questions: <input type="text" value="2 out of 2 questions answered (2 out of 2 mandat"/> | | | |
| Notes: <input type="text" value="1 notes added"/> | | | |
| Attachments: <input type="text" value="No Attachments Added"/> | | | |
| Conditions: <input type="text" value="25 conditions added"/> | | | |
| Total RFx Response Value: <input type="text" value="60,220.00 USD"/> | | | |

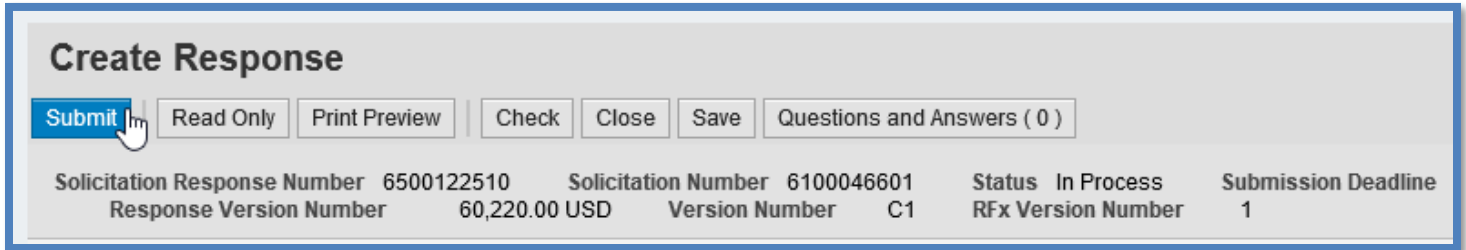
10. When all information is correct, click the **Check** button at top. You will be prompted to submit the response.



The screenshot shows the 'Create Response' header with a toolbar containing buttons for 'Submit', 'Read Only', 'Print Preview', 'Check', 'Close', 'Save', and 'Delete'. The 'Check' button is highlighted in blue with a mouse cursor over it. Below the toolbar is a warning message: 'In order to complete your bid as a valid bid response, you must select the Submit button.' At the bottom, there is a table with bid details:

| | | | | | | | |
|------------------------------|---------------|---------------------|----------------|--------------------|-------|---------------------|---|
| Solicitation Response Number | 6500122510 | Solicitation Number | 6100046601 | Status | Saved | Submission Deadline | |
| Response Version Number | 60,220.00 USD | Version Number | Active Version | RFX Version Number | | | 1 |

11. Finally, click the **Submit** button. An approval message will appear below.

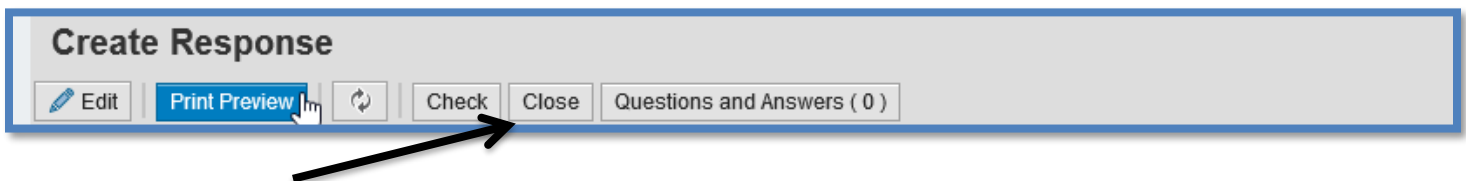


The screenshot shows the 'Create Response' header with a toolbar containing buttons for 'Submit', 'Read Only', 'Print Preview', 'Check', 'Close', 'Save', and 'Questions and Answers (0)'. The 'Submit' button is highlighted in blue with a mouse cursor over it. Below the toolbar is a table with bid details:

| | | | | | | | |
|------------------------------|---------------|---------------------|------------|--------------------|------------|---------------------|---|
| Solicitation Response Number | 6500122510 | Solicitation Number | 6100046601 | Status | In Process | Submission Deadline | |
| Response Version Number | 60,220.00 USD | Version Number | C1 | RFX Version Number | | | 1 |

✔ RFX response 6500122510 submitted

12. If desired, a PDF copy of your bid can be viewed or saved by clicking the **Print Preview** button. Any attached documents will not be included. *You do not need to print or mail this file.*

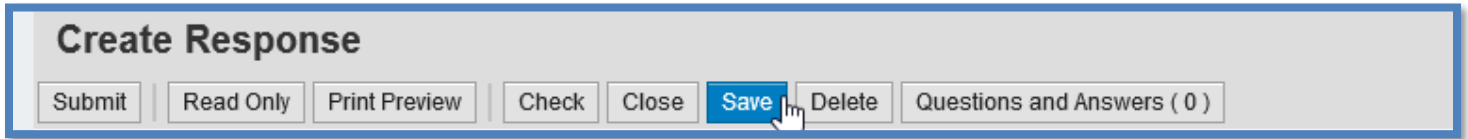


The screenshot shows the 'Create Response' header with a toolbar containing buttons for 'Edit', 'Print Preview', a refresh icon, 'Check', 'Close', and 'Questions and Answers (0)'. The 'Print Preview' button is highlighted in blue with a mouse cursor over it. A black arrow points from the 'Print Preview' button towards the 'Close' button.

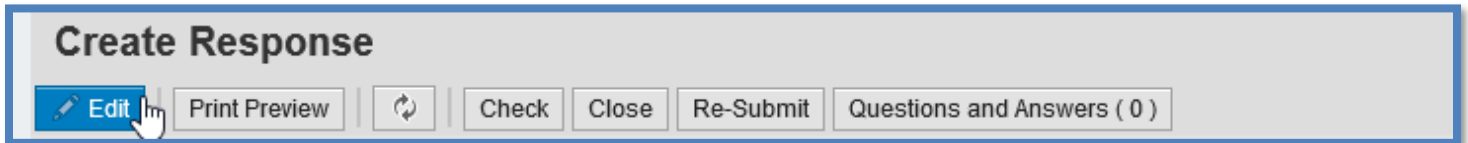
13. **Close** and **Log Off** to exit the PA Supplier Portal.

Saving a Solicitation Response

1. To save a response, click the **Save** button at any time when working on it. *Please note that this will simply "freeze" the response until you are ready to resume work.*



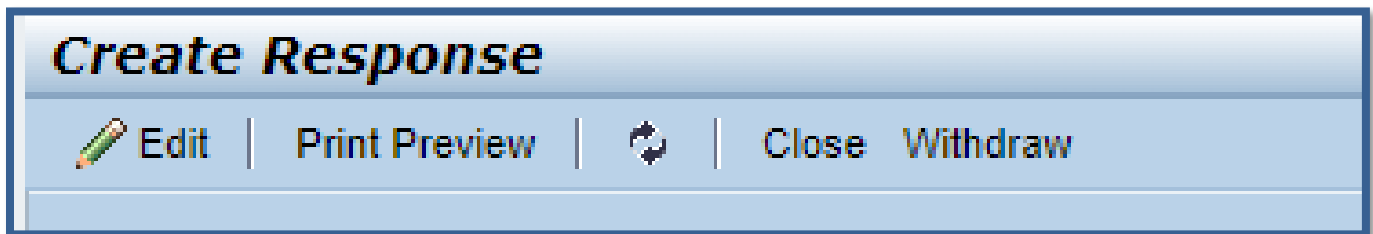
2. When ready to resume work, click the **Edit** button to pick up where you left off. *If you have logged off between sessions, open the Response Number link to find the Edit button.*



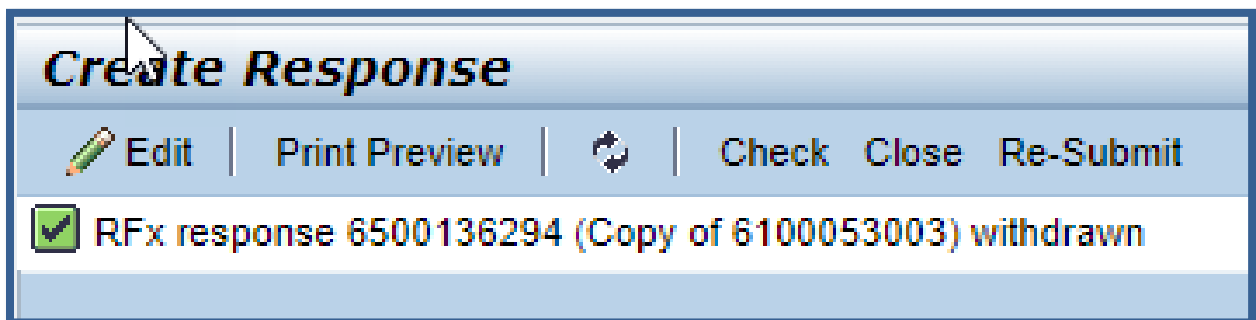
Note: When all information has been entered, bidders must select the **Submit** button to send the response to the Commonwealth.

Editing or Withdrawing a Response

1. To edit your response after submitting, open the **Response Number** link and click the **Edit** button. Make any desired changes and click the **Check** and **Submit** buttons as before. Your new response will overwrite the previous one. This can be done an unlimited number of times before the bid deadline.



2. To withdraw a submitted bid response, open the **Response Number** link and click the **Withdraw** button any time after submitting. If desired, a withdrawn bid can still be re-submitted by clicking the **Re-Submit Bid** button on the same menu.



Any additional questions about locating or responding to PA Supplier Portal Solicitations can be directed to the Help Desk at (844) 724-7267.