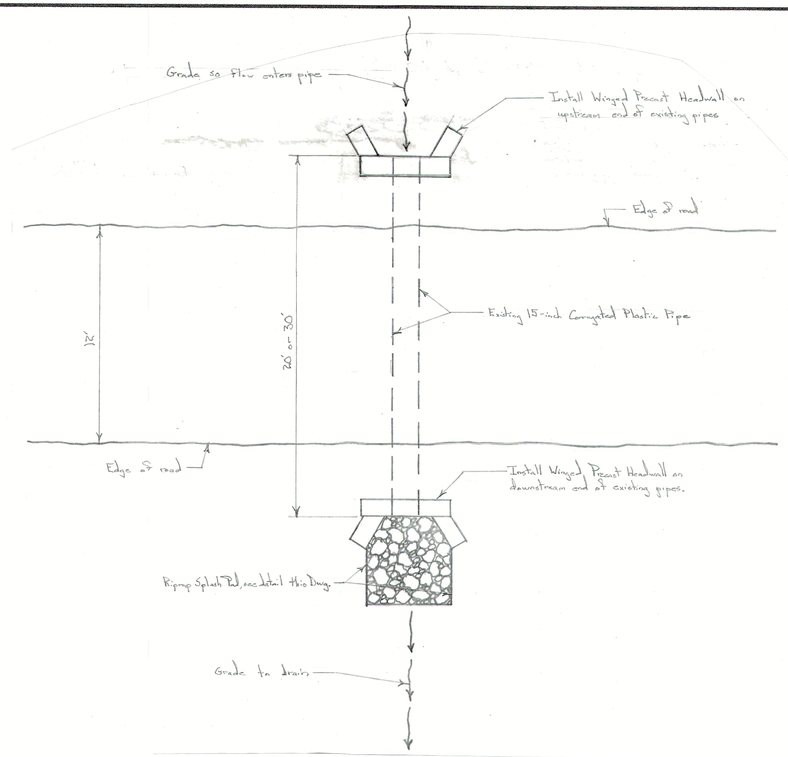

EXISTING DRAINAGE PIPE PLAN

Scale: ¼ in. = 1 ft.

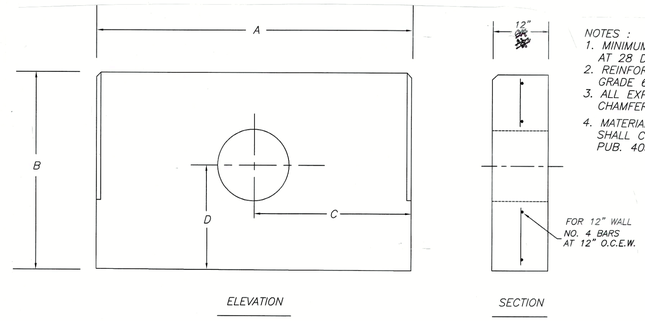

ELEVATION

SECTION

NOTES :
1. MINIMUM 4,000 P.S.I. CONCRETE AT 28 DAYS WITH 5.5% A.E.
2. REINFORCEMENT–A.S.T.M. A615 GRADE 60,MINIMUM 1 1/2" COVER
3. ALL EXPOSED EDGES ARE CHAMFERED 1"
4. MATERIAL AND CONSTRUCTION SHALL COMPLY WITH PENN. D.O.T. PUB. 408

DIMENSION SCHEDULE					
PIPE DIA.	A	B	C	D	APPROX. WEIGHT
~~12"~~	~~48"~~	~~60"~~	~~24"~~	~~30"~~	~~3,000 LBS.~~
15"	84"	72"	42"	37.5"	6,300 LBS.

15" FLAT HEADWALL

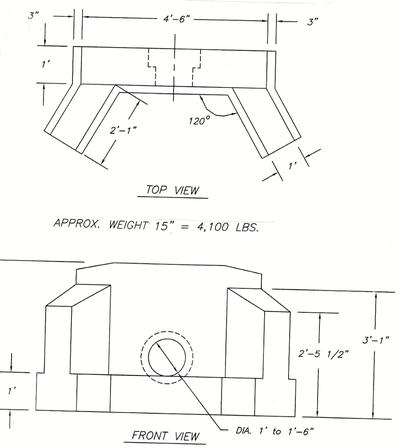

HEADWALL DETAILS

No Scale

15" WINGED HEADWALL

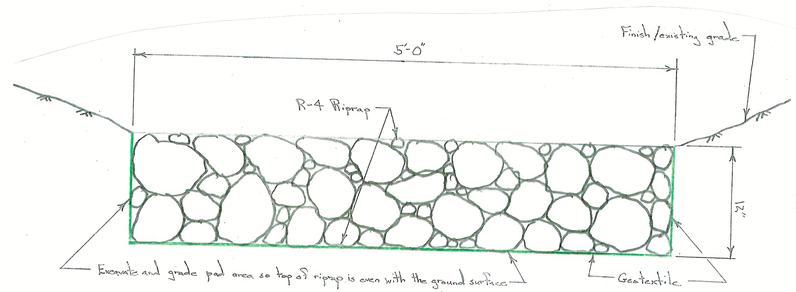

RIPRAP SPLASH PAD DETAIL

Scale:1-1/2 in. = 1 ft.

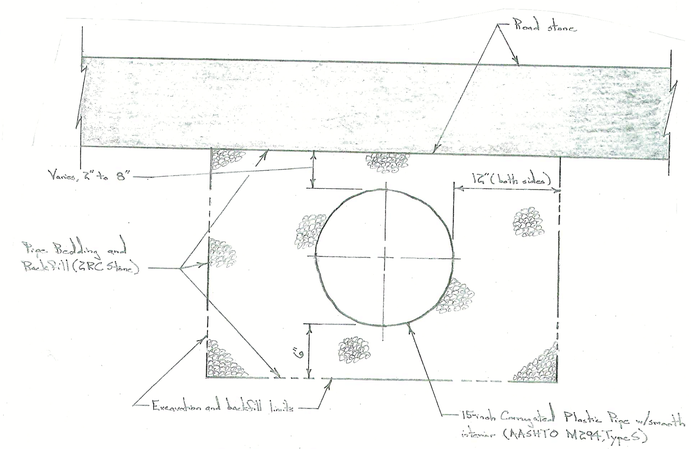

DRAINAGE PIPE SECTION

Scale:1-1/2 in. = 1 ft.

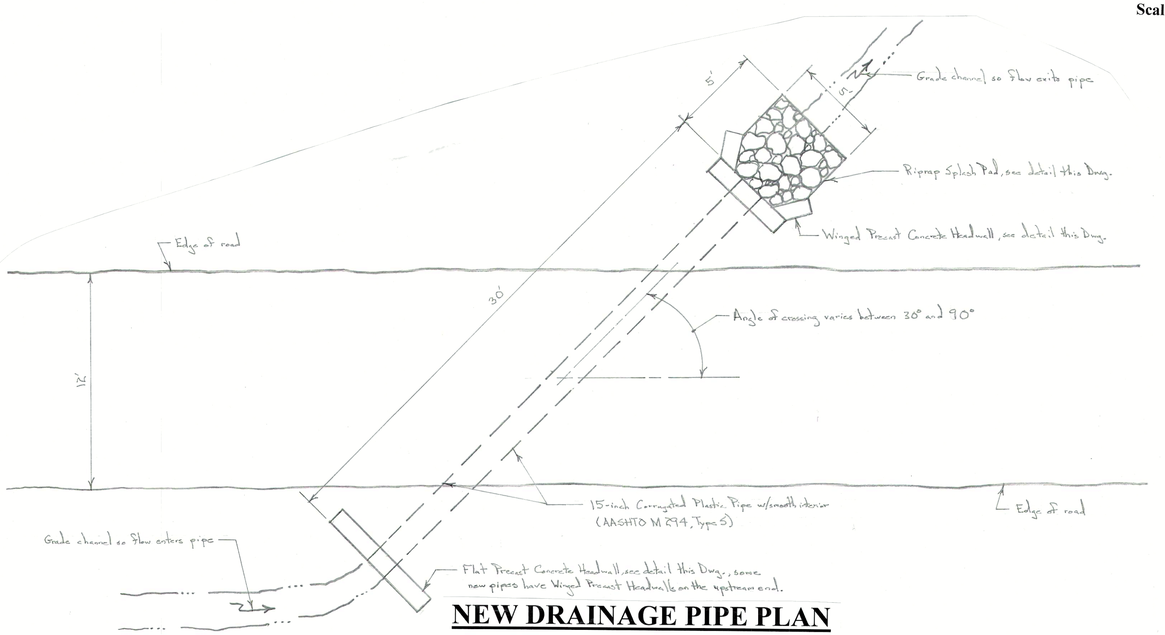

NEW DRAINAGE PIPE PLAN

Scale: ¼ in. = 1 ft.

DRAINAGE PIPE NOTES

1. **The minimum fall in the new drainage pipes is 3-inches over a 10-foot length (slope of 0.025).**
2. **Pipes should cross the road to suit field conditions and existing drainage paths. Pipes that cross the road perpendicularly are 20-feet long. Pipes that cross the road at an angle are 30-feet long**
3. **Perform minor grading at the inlet and outlet ends of the new and existing drainage pipes so that flow smoothly enters and exits the pipes.**
4. **Minimum cover over the new drainage pipes is 12-inches.**
5. **The depth of placement of the new drainage pipes can vary to meet field conditions. The downstream ends of the pipes can be deeper to meet field conditions and slope requirements.**

COMMONWEALTH OF PENNSYLVANIA
REGISTERED PROFESSIONAL
FOSTER R. SCHAFFER
ENGINEER No. PE039260-E

11/29/22

PENNSYLVANIA GAME COMMISSION		
SGL #48 CUMBERLAND VALLEY TWP. BEDFORD CO.		
WILLS MOUNTAIN ROAD MAINTENANCE PROJECT		
DRAINAGE PIPE DETAILS		
REVISIONS	PROJECT NO.	PGC-48-22-01
	DRAWN BY:	LS
	DATE:	11/29/22
	SHEET NO.	4 OF 4