

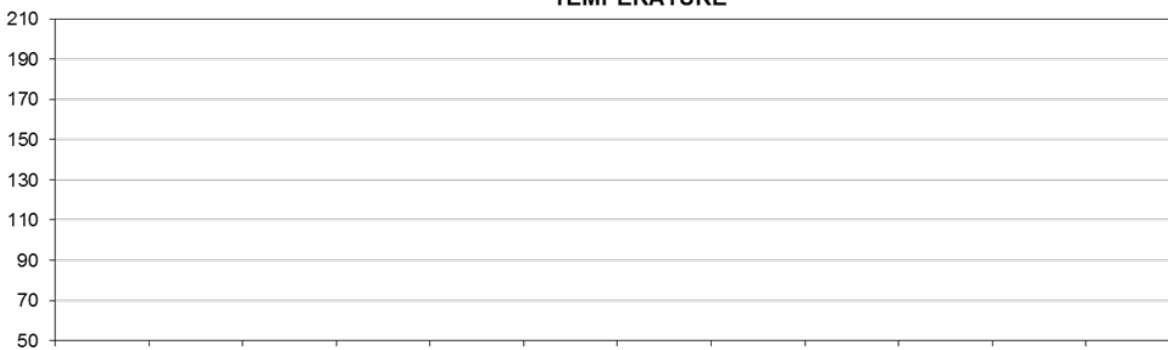
WASH FORMULA CHART/TITRATION REPORT

PCI Location:						Date:			
Washer: Make, Size, and Controls:						Condition:			
Titrated:		Cycle Time(h:m:s):				Wash Time:			
Start Time:		End Time:				Calculated Wash Time:			
No.		Classification:			Lbs per Load:				
Step	Operation Total	Time (min.)	Temp (°F)	Level (inches)	Active Alkalinity @ Na2O drops ppm	pH	ppm bleach chlorine		Supplies Quantity Product
Wash time with min drains									
Finished linen condition:									
Water Conditions:									
Hot Water:	<input type="text"/>	<input type="text"/>	<input type="text"/>	<input type="text"/>	<input type="text"/>	<input type="text"/>			
Cold Water:	<input type="text"/>	<input type="text"/>	<input type="text"/>	<input type="text"/>					
Notes And Conclusions:									
Supplier Signature:					Laundry Manager Signature:				

TITRATION RECORD SHEET

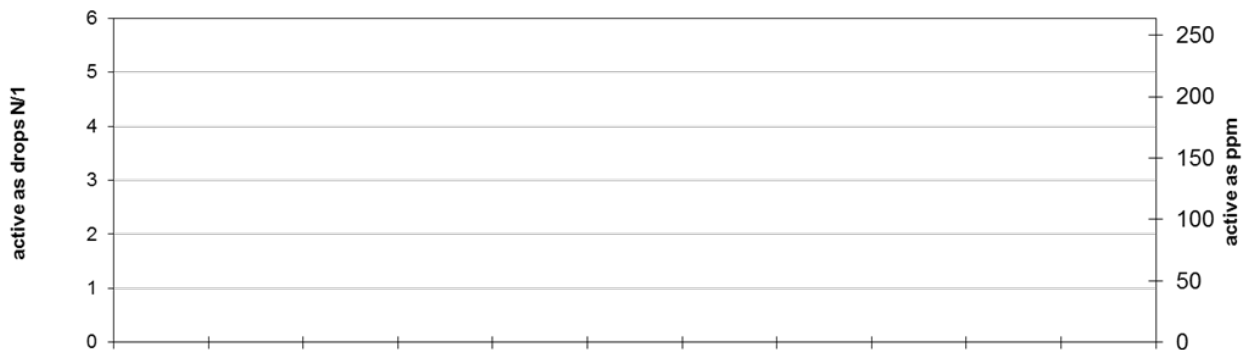
Account: Address:

TEMPERATURE



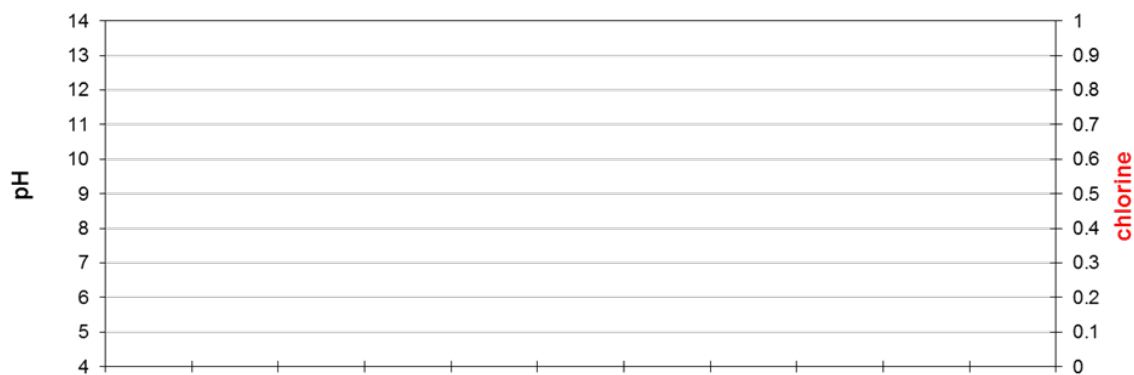
COMPARTMENT

Active Alkalinity @ Na₂O



COMPARTMENT

pH and BLEACH



processed linen pH = 6.5

COMPARTMENT